

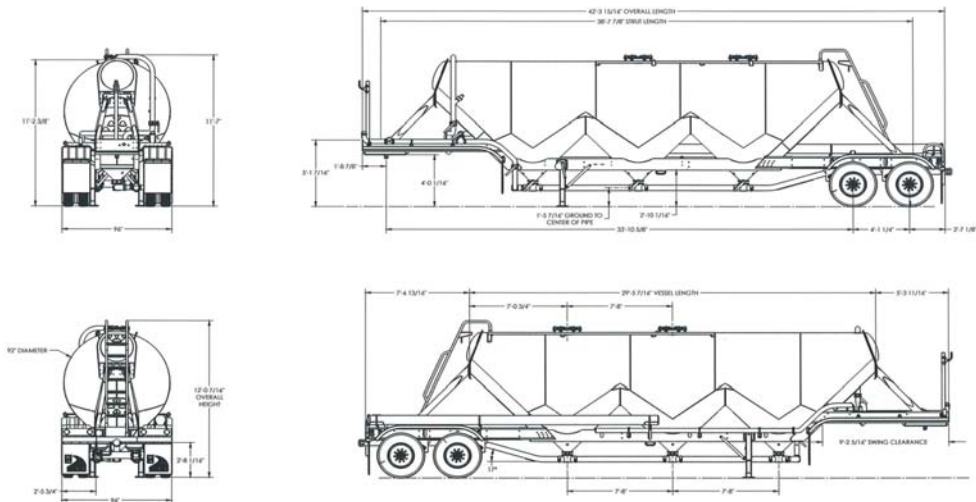
# TRAIL KING ALUMINUM PNEUMATIC BULK TRAILER

## APB1000 1000 Cu. Ft. Pneumatic Dry Bulk Trailer

Overall Length = 42' Overall Height = 11' 6"  
 Capacity = 1000 cu. ft. 3-Hopper, 45 Degree Vessel  
 KingPin to Center of Last Axle = 38' 4" (21" Setting)  
 King Pin Bolted with 1 1/2" Increment Adjustment  
 (2) 23,000# Intraxx Axles  
 7" Brakes  
 Automatic Slack Adjusters  
 Ladder @ rear w. double hand rail  
 Aluminum Fenders (front & rear)

5" x 4" Gravity Doors  
 Hopper Aeration: Aerators w/ Individual Control Valves  
 Rear Lights in Aluminum Box  
 Sealed Beam Lights and Harness  
 Red & White Conspicuity Tape

\*\*\* NOTE: It is recommended that the interior of the vessel be cleaned professionally prior to initial loading to avoid product contamination.

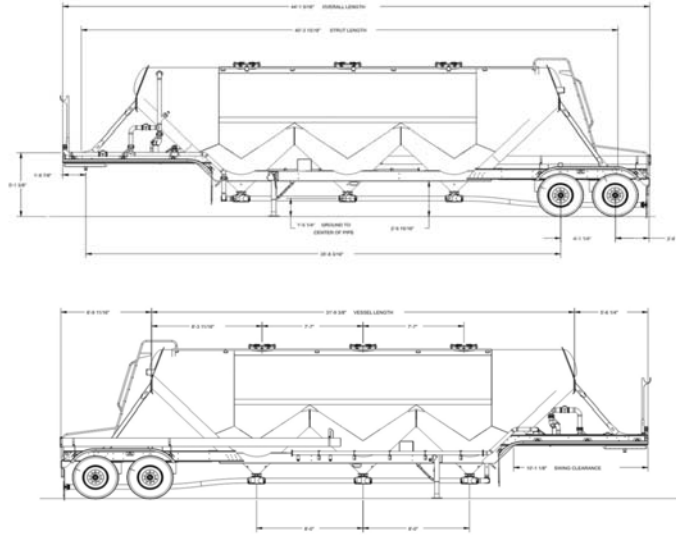
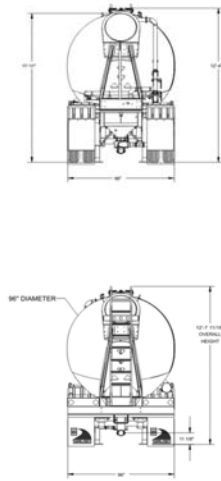


## APB1033 1033 Cu. Ft. Pneumatic Dry Bulk Trailer

**STANDARD EQUIPMENT**  
 Overall Length = 42' Overall Height = 11' 6"  
 Capacity = 1033 cu. ft. 3-Hopper, 45 Degree Vessel  
 KingPin to Center of Last Axle = 38' 4" (21" Setting)  
 King Pin Bolted, Adjustable  
 Dura-Light "TP" Hubs w/Outboard Centrifuse Drums  
 Stemco Platinum Plus Wheel ends 5-yr./500,000-mi.  
 2-Speed Landing Gear  
 Non Food Grade Interior  
 Aluminum Air Tank  
 Ladder @ rear with hand rail  
 Aluminum End Frames (Huck Bolted, Extruded) Aluminum struts  
 Aluminum Fenders (Front & Rear)

Aluminum struts  
 5" Ultraflow #400 (Iron Disc w/Black Nitrile Seat) Product Valve  
 3" Air Inlet on Street Side w/Male Adaptor  
 3 Solimar Fluidizers at Each Hopper w/Hopper Savers  
 Rear Lights in Aluminum Box  
 LED Sealed Beam Lights and Harness  
 With High-Mounted 3rd Stop Light  
 Aluminum Bright Finish top and Sides .210  
 With .250 Hopper Bottoms Mill Finish  
 Gauges on Side of Frame  
 Trail King Anti-Sail Mudflaps  
 Red & White Conspicuity Tape

1250



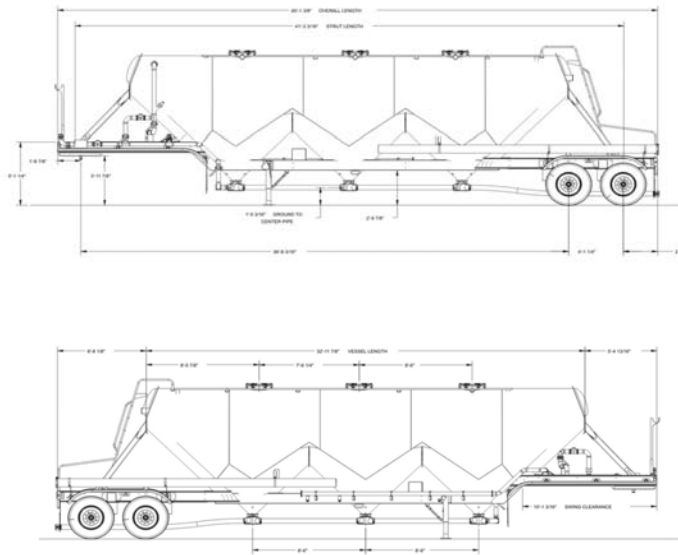

**APB1250 1250 Cu. Ft. Pneumatic Dry Bulk Trailer**

Overall Length = 44' 2" Overall Height = 12' 8"  
 Capacity = 1250 cu. ft.  
 3-Hopper, 45 Degree Vessel  
 KingPin to Center of Last Axle = 39' 9" (21" Setting)  
 King Pin Bolted with 1 1/2" Increment Adjustment  
 (2) 23,000# Intraxx Axles  
 7" Brakes  
 Automatic Slack Adjusters  
 Ladder @ rear w. double hand rail

Aluminum Fenders (front & rear)  
 5" x 4" Gravity Doors  
 Hopper Aeration: Aerators w/ Individual Control Valves  
 Rear Lights in Aluminum Box  
 Sealed Beam Lights and Harness  
 Red & White Conspicuity Tape

\*\*\* NOTE: It is recommended that the interior of the vessel be cleaned professionally prior to initial loading to avoid product contamination.

1350



**APB1350 1350 Cu. Ft. Pneumatic Dry Bulk Trailer**

Overall Length = 45' 2" Overall Height = 12' 10"  
 Capacity = 1350 cu. ft.  
 3-Hopper, 45 Degree Vessel  
 KingPin to Center of Last Axle = 40' 2" (21" Setting)  
 King Pin Bolted with 1 1/2" Increment Adjustment  
 (2) 23,000# Intraxx Axles  
 7" Brakes  
 Automatic Slack Adjusters  
 Ladder @ rear w. double hand rail

5" x 4" Gravity Doors  
 Aluminum Fenders (front & rear)  
 Hopper Aeration: Aerators w/ Individual Control Valves  
 Rear Lights in Aluminum Box  
 Sealed Beam Lights and Harness  
 Red & White Conspicuity Tape

\*\*\* NOTE: It is recommended that the interior of the vessel be cleaned professionally prior to initial loading to avoid product contamination.

Item #	Description	Price				
		APB100	APB1033	APB1250	APB1350	Weight
<b>BASE MODEL</b>						
06971	APB1000 1000 Cu. Ft. Pneumatic Dry Bulk Trailer	59,189				9,000
08157	APB1033 1033 Cu. Ft. Pneumatic Dry Bulk Trailer		60,673			8,400
06972	APB1250 1250 Cu. Ft. Pneumatic Dry Bulk Trailer			63,038		9,200
07102	APB1350 1350 Cu. Ft. Pneumatic Dry Bulk Trailer				65,720	9,400
<b>KING PIN PLATE</b>						
<b>Additional Options</b>						
06922	Revolver Style	1,008	1,008	1,008	1,008	0
<b>MAIN FRAME</b>						
<b>Standard Option</b>						
06954	Aluminum End Frame	0	0	0	0	0
<b>Substitute Options</b>						
06950	High Tensile Steel End Frames	-1,865	-1,865	-1,865	-1,865	600
07713	Galvanized Steel End Frames & Galvanized Struts	-909	-909	-909	-909	600
<b>Additional Options</b>						
07120	Extended (front or rear) end frames aluminum per ft.	353	353	353	353	14
<b>TANK</b>						
<b>Standard Option</b>						
06955	Aluminum Bright Finish Top and Sides (.250 Hopper Bottoms Mill Finish)	0	0	0	0	0
<b>Substitute Options</b>						
06927	1/4" Mill Finish Sides and Hopper Bottoms (Heavy Duty) 100,000 GCWR	3,144	3,144	3,144	3,144	300
<b>Standard Option</b>						
06956	Manhole - 3 Std on 1000, 1250 & 1350 cu ft/ 4 std up to 2000 cu ft	0		0	0	0
<b>Substitute Options</b>						
07112	Knappco 20" LM1151 manholes w/ nylon wear plates ea.	0		0	0	14
07113	Bellseng air operated weather cap ea.	2,260		2,260	2,260	14
07114	Bellseng air operated (weather & pressure cap) ea.	4,521		4,521	4,521	14
08513	RMC automated manhole cover	3,855		3,855	3,855	50
08514	RMC automated manhole cover w/ remote control	4,219		4,219	4,219	50
80401	Delete Manhole (Per Each)	-764		-764	-764	-50
08537	Add a manhole (Per Each)	764		764	764	50
<b>Standard Option</b>						
07985	Non Food Grade Interior (1000 cu. ft. - 1350 cu. ft.)	0	0	0	0	0
<b>Substitute Options</b>						
06926	Food Grade Interior (1000 cu ft - 1350 cu ft)	3,086	3,086	3,086	3,086	0
<b>Standard Option</b>						
07986	Food Grade Interior (1600 cu. ft. - 2000 cu. ft.)					0
<b>Substitute Options</b>						
06968	Non Food Grade Interior (1600 cu ft - 2000 cu ft)	-2,562	-2,562	-2,562	-2,562	0
<b>Standard Option</b>						
08158	Manhole - 2 Std (middle & rear) on 1033		0			0
<b>Substitute Options</b>						
07112	Knappco 20" LM1151 manholes w/ nylon wear plates ea.		0			14
07113	Bellseng air operated weather cap ea.		2,260			14
07114	Bellseng air operated (weather & pressure cap) ea.		4,521			14
08513	RMC automated manhole cover		3,855			50
08514	RMC automated manhole cover w/ remote control		4,219			50
80401	Delete Manhole (Per Each)		-764			-50
08537	Add a manhole (Per Each)		764			50
<b>Additional Options</b>						
07116	Inside ladder (all models)	790	790	790	790	14
07166	Screen That Sits in Manhole Cover (Sits Down in Approx 26")	473	473	473	473	25
07731	Aluminum Internal Baffles (Non Pressure) W/Opening at Top	494	494	494	494	30
07763	Eduction system for canister cleanout on VAC's	436	436	436	436	10
07764	Knappco 10" access port in filter canister	353	353	353	353	7
07765	Rear curbside ladder w/platform (when adding more than 1 rear load line)	920	920	920	920	15
<b>STRUTS</b>						
<b>Standard Option</b>						
06920	Aluminum struts		0			0
<b>Substitute Options</b>						
06957	Steel struts		-785			184
<b>Standard Option</b>						
08290	Steel struts	0		0	0	0
<b>Substitute Options</b>						
08291	Aluminum struts	785		785	785	-184
<b>LANDING GEAR</b>						
<b>Standard Option</b>						
992004	Binkley 5100 Two Speed Landing Gear (Amrro Coated Black)	0	0	0	0	0
<b>Substitute Options</b>						
990144	Holland Mark V Two Speed Gear	97	97	97	97	0
990150	Stiff Leg Landing Gear ILO Two Speed	-346	-346	-346	-346	-75
990164	Jost Two Speed Landing Gear	0	0	0	0	0

Item #	Description	Price				
		APB100	APB1033	APB1250	APB1350	Weight
<b>SUSPENSIONS</b>						
<b>Standard Option</b>						
08159	Hendrickson Intraax AANT 23K Air Ride Tandem (Soft Coated)	0	0	0	0	0
<b>Substitute Options</b>						
06952	Hendrickson HT230 Air Ride tandem	-972	-972	-972	-972	200
07730	Hendrickson INTRAAX AAT 23K Closed Tandem W/Front Axle to Lift	1,120	1,120	1,120	1,120	100
80245	Hendrickson INTRAAX AAT 23K (Spread Axle) Air Ride Tandem	1,008	1,008	1,008	1,008	100
80386	Hendrickson INTRAAX AAT 25K ILO 23K ((per complete axle))	244	244	244	244	50
80387	Hendrickson INTRAAX AAT 23K Inverted Drop Center Air Ride ((per complete axle))	539	539	539	539	50
<b>AXLES</b>						
<b>Standard Option</b>						
06986	Round RN Axle - 71.5" Track (for 96" Wide Trailers)	0		0	0	0
<b>Substitute Options</b>						
06912	Inverted Drop Center Axle ((per complete axle))	539		539	539	50
740310	77.5" Track Axle - 5/8" Wall w/Splash Guards (for 96" wide trailer)	544		544	544	50
80385	"TP" Spindle ILO "RN" ((per complete axle))	244		244	244	45
<b>Standard Option</b>						
08292	TP Parallel Spindle		0			0
<b>Substitute Options</b>						
08293	Round RN Axle - 71.5" Track (for 96" Wide Trailers)		-244			-45
08294	77.5" Track Axle - 5/8" Wall w/Splash Guards (for 96" wide trailer)		300			-45
<b>Additional Options</b>						
06933	Round Spicer D22 Axle - 71.5" Track (For 96" Wide Trailers)	0	0	0	0	100
06934	Round Spicer D22 Axle - 77.5" Track (For 102" Wide Trailers)	0	0	0	0	100
07163	77 1/2" Inverted Drop Axles ILO 71 1/2" Inverted Drop Axles ((per complete axle))	546	546	546	546	25
07711	P.S.I. Preped Axle Only (Per Ax)	42	42	42	42	1
80383	Hendrickson INTRAAX AAT 23K Air Ride Tri-Axle (No Lift)	11,509	11,509	11,509	11,509	2,100
80384	Hendrickson INTRAAX AAT 23K Air Ride Tri-Axle (Liftable)	12,341	12,341	12,341	12,341	2,300
<b>SUSPENSIONS/AXLES</b>						
<b>Additional Options</b>						
00420	Dust Shields (per complete axle)	97	97	97	97	10
<b>BRAKES</b>						
<b>Standard Option</b>						
07684	Steel Air Tank	0		0	0	0
<b>Substitute Options</b>						
06902	Aluminum Air Tank	151		151	151	-15
<b>Standard Option</b>						
08295	Aluminum Air Tank		0			0
<b>Substitute Options</b>						
08296	Steel Air Tank		147			15
<b>Standard Option</b>						
742000	4S2M Anti-Lock Brake System (Tandem)	0	0	0	0	0
<b>Substitute Options</b>						
06978	2S1M Anti-Lock Brake System	-333	-333	-333	-333	0
<b>Additional Options</b>						
07162	25K GAWR (MB23 Shoes, 6" Slacks & Long Stroke Chambers) ((per complete axle))	249	249	249	249	10
07165	Increase Brake Capacity to 23K on Intraax & Advantage Suspensions (per complete axle)	111	111	111	111	0
<b>HUB/DRUM</b>						
<b>Standard Option</b>						
08221	Aluminum hub-piloted - Centrifuse drum (per complete axle)	0		0	0	0
<b>Substitute Options</b>						
08222	Duralite hub-piloted - Centrifuse drum ILO Std (per complete axle)	-125		-125	-125	0
08555	Steel hub-piloted - cast drum (per complete axle)	-467		-467	-467	86
08556	Steel hub-piloted - Centrifuse drum ILO Std (per complete axle)	-232		-232	-232	28
08557	Steel hub-piloted - X-30 drum ILO Std (per complete axle)	-159		-159	-159	54
08558	Aluminum hub-piloted - cast drum ILO Std (per complete axle)	-235		-235	-235	58
08559	Aluminum hub-piloted - X-30 drum ILO Std (per complete axle)	78		78	78	4
08560	Duralite hub-piloted - cast drum ILO Std (per complete axle)	-360		-360	-360	58
<b>Standard Option</b>						
08223	Duralite hub-piloted - Centrifuse drum (per complete axle)		0			0
<b>Substitute Options</b>						
08224	Aluminum hub-piloted - Centrifuse drum ILO Std (per complete axle)		125			0
08561	Steel hub-piloted - cast drum (per complete axle)		-250			
08562	Steel hub-piloted - Centrifuse drum ILO Std (per complete axle)		-110			
08563	Steel hub-piloted - X-30 drum ILO Std (per complete axle)		-37			
08564	Aluminum hub-piloted - cast drum ILO Std (per complete axle)		-110			
08565	Aluminum hub-piloted - X-30 drum ILO Std (per complete axle)		204			
08566	Duralite hub-piloted - cast drum ILO Std (per complete axle)		-235			
<b>WHEELS (INSIDE)</b>						
<b>Standard Option</b>						
08376	8.25 x 22.5 Aluminum Machined (per wheel)	0	0	0	0	0
<b>Substitute Options</b>						
08377	8.25 x 24.5 Aluminum Machined (per wheel)	21	21	21	21	8
08378	8.25 x 22.5 Aluminum Polished (per wheel)	68	68	68	68	0
08379	8.25 x 24.5 Alluminum Polished (per wheel)	88	88	88	88	8
08380	8.25 x 22.5 Steel (per wheel)	-189	-189	-189	-189	23
08381	8.25 x 24.5 Steel (per wheel)	-175	-175	-175	-175	39
08390	Deduct Standard Wheel (per wheel)	-359	-359	-359	-359	-47
08391	No Inside Wheel Required. (Outside wheels are Super Singles.)	0	0	0	0	0

Item #	Description	Price				
		APB100	APB103	APB1250	APB1350	Weight
<b>WHEELS (OUTSIDE)</b>						
<b>Standard Option</b>						
08376	8.25 x 22.5 Aluminum Machined (per wheel)	0	0	0	0	0
<b>Substitute Options</b>						
08377	8.25 x 24.5 Aluminum Machined (per wheel)	21	21	21	21	8
08378	8.25 x 22.5 Aluminum Polished (per wheel)	68	68	68	68	0
08379	8.25 x 24.5 Alluminum Polished (per wheel)	88	88	88	88	8
08380	8.25 x 22.5 Steel (per wheel)	-189	-189	-189	-189	23
08381	8.25 x 24.5 Steel (per wheel)	-175	-175	-175	-175	39
08382	12.25 x 22.5 Aluminum Machined .56" Offset (per wheel)	-73	-73	-73	-73	-28
08383	12.25 x 22.5 Aluminum Machined 3.88" Offset (per wheel)	-83	-83	-83	-83	-28
08384	12.25 x 22.5 Aluminum Polished .56" Offset (per wheel)	-21	-21	-21	-21	-28
08385	12.25 x 22.5 Aluminum Polished 3.88" Offset (per wheel)	-10	-10	-10	-10	-28
08386	12.25 x 22.5 Steel .63" Offset (per wheel)	18	18	18	18	25
08387	12.25 x 22.5 Steel 4.0" Offset (per wheel)	-9	-9	-9	-9	25
08388	14.00 x 22.5 Aluminum Machined (per wheel)	-10	-10	-10	-10	-23
08389	14.00 x 22.5 Aluminum Polished (per wheel)	52	52	52	52	-23
08390	Deduct Standard Wheel (per wheel)	-359	-359	-359	-359	-47
<b>ALTERNATIVE WHEELS (INSIDE) FOR ADD'L AXLES</b>						
<b>Additional Options</b>						
08390	Deduct Standard Wheel (per wheel)	-359	-359	-359	-359	-47
08392	8.25 x 24.5 Aluminum Machined (per wheel)	21	21	21	21	8
08393	8.25 x 22.5 Aluminum Polished (per wheel)	68	68	68	68	0
08394	8.25 x 24.5 Alluminum Polished (per wheel)	88	88	88	88	8
08395	8.25 x 22.5 Steel (per wheel)	-189	-189	-189	-189	23
08396	8.25 x 24.5 Steel (per wheel)	-175	-175	-175	-175	39
<b>ALTERNATIVE WHEELS (OUTSIDE) FOR ADD'L AXLES</b>						
<b>Additional Options</b>						
08390	Deduct Standard Wheel (per wheel)	-359	-359	-359	-359	-47
08392	8.25 x 24.5 Aluminum Machined (per wheel)	21	21	21	21	8
08393	8.25 x 22.5 Aluminum Polished (per wheel)	68	68	68	68	0
08394	8.25 x 24.5 Alluminum Polished (per wheel)	88	88	88	88	8
08395	8.25 x 22.5 Steel (per wheel)	-189	-189	-189	-189	23
08396	8.25 x 24.5 Steel (per wheel)	-175	-175	-175	-175	39
08397	12.25 x 22.5 Aluminum Machined .56" Offset (per wheel)	-73	-73	-73	-73	-28
08398	12.25 x 22.5 Aluminum Machined 3.88" Offset (per wheel)	-83	-83	-83	-83	-28
08399	12.25 x 22.5 Aluminum Polished .56" Offset (per wheel)	-21	-21	-21	-21	-28
08400	12.25 x 22.5 Aluminum Polished 3.88" Offset (per wheel)	-10	-10	-10	-10	-28
08401	12.25 x 22.5 Steel .63" Offset (per wheel)	18	18	18	18	25
08402	12.25 x 22.5 Steel 4.0" Offset (per wheel)	-9	-9	-9	-9	25
08403	14.00 x 22.5 Aluminum Machined (per wheel)	-10	-10	-10	-10	-23
08404	14.00 x 22.5 Aluminum Polished (per wheel)	52	52	52	52	-23
<b>SPARE WHEEL</b>						
<b>Additional Options</b>						
08208	8.25 x 22.5 10-hole steel disc wheel	129	129	129	129	70
08209	8.25 x 22.5 10-hole machined aluminum wheel	359	359	359	359	47
08210	8.25 x 22.5 10-hole polished aluminum wheel	426	426	426	426	47
08211	8.25 x 24.5 10-hole steel disc wheel	143	143	143	143	86
08212	8.25 x 24.5 10-hole machined aluminum wheel	379	379	379	379	55
08213	8.25 x 24.5 10-hole polished aluminum wheel	447	447	447	447	55
08315	12.25 x 22.5 Steel .63" Offset (per wheel)	654	654	654	654	119
08316	12.25 x 22.5 Steel 4.0" Offset (per wheel)	627	627	627	627	119
08317	12.25 x 22.5 Aluminum Machined .56" Offset (per wheel)	644	644	644	644	66
08318	12.25 x 22.5 Aluminum Machined 3.88" Offset (per wheel)	634	634	634	634	66
08319	12.25 x 22.5 Aluminum Polished .56" Offset (per wheel)	696	696	696	696	66
08320	12.25 x 22.5 Aluminum Polished 3.88" Offset (per wheel)	707	707	707	707	66
08321	14.00 x 22.5 Aluminum Machined (per wheel)	707	707	707	707	71
08322	14.00 x 22.5 Aluminum Polished (per wheel)	769	769	769	769	71
<b>WHEELS</b>						
<b>Additional Options</b>						
06731	Cat's Eye Tire Equalization System (per complete axle)	203	203	203	203	0
06732	Dual Dynamics Tire Equalization System (per complete axle)	203	203	203	203	0
06733	PSI Tire Inflation System for single axle	1,101	1,101	1,101	1,101	0
07651	UPCHARGE: Dura Bright Finish (Clear Coat) - Outside	60	60	60	60	0
07710	Loose Wheel Nut Indicators	111	111	111	111	1
07712	Stemco Platinum Plus Wheel End (5yr 500,000 mile) pr ax	130	130	130	130	0
07808	PSI Tire Inflation System for tandem axles	1,267	1,267	1,267	1,267	0
07809	PSI Tire Inflation System for tri-axles	1,590	1,590	1,590	1,590	0

Item #	Description	Price				
		APB100	APB1033	APB1250	APB1350	Weight
<b>TIRES</b>						
<b>Standard Option</b>						
08247	11R22.5 General ST250 14 Ply	0	0	0	0	0
<b>Substitute Options</b>						
08248	11R22.5 General GRABBER 16 Ply ILO Std Tire	86	86	86	86	11
08249	11R24.5 General ST250 14 Ply ILO Std Tire	68	68	68	68	8
08250	11R24.5 General GRABBER 16 Ply ILO Std Tire	109	109	109	109	19
08251	255/70R22.5 General ST250 LP 70 16 Ply ILO Std Tire	34	34	34	34	-17
08252	285/75R24.5 General ST250 G 14 Ply ILO Std Tire	56	56	56	56	0
08253	295/75R22.5 General ST250 G 14 Ply ILO Std Tire	44	44	44	44	-4
08254	11R22.5 Continental HSR-2 16 Ply ILO Std Tire	127	127	127	127	11
08255	11R24.5 Continental HSR-2 16 Ply ILO Std Tire	150	150	150	150	19
08256	275/80R22.5 Continental HSR-2 16 Ply ILO Std Tire	125	125	125	125	-4
08257	285/75R24.5 Continental HSR-2 16 Ply ILO Std Tire	134	134	134	134	19
08258	385/65R22.5 Continental HTR-2 20 Ply ILO Std Tire	60	60	60	60	-48
08259	385/65R22.5 Continental HTC 20 Ply ILO Std Tire	57	57	57	57	-48
08260	425/65R22.5 Continental HTR-2 20 Ply ILO Std Tire	108	108	108	108	-18
08261	425/65R22.5 Continental HTC 20 Ply ILO Std Tire	131	131	131	131	-18
08262	445/50R22.5 Michelin X one XTE 20 Ply ILO Std Tire	289	289	289	289	-44
08263	455/55R22.5 Michelin X one XTE 20 Ply ILO Std Tire	293	293	293	293	-29
08264	Deduct Standard Tire	-331	-331	-331	-331	-103
<b>SPARE TIRES</b>						
<b>Additional Options</b>						
08265	11R22.5 General ST250 14 Ply	331	331	331	331	103
08266	11R22.5 General GRABBER 16 Ply	417	417	417	417	114
08267	11R24.5 General ST250 14 Ply	399	399	399	399	111
08268	11R24.5 General GRABBER 16 Ply	440	440	440	440	122
08269	255/70R22.5 General ST250 LP 70 16 Ply	365	365	365	365	86
08270	285/75R24.5 General ST250 G 14 Ply	387	387	387	387	103
08271	295/75R22.5 General ST250 G 14 Ply	375	375	375	375	99
08272	11R22.5 Continental HSR-2 16 Ply	458	458	458	458	114
08273	11R24.5 Continental HSR-2 16 Ply	481	481	481	481	122
08274	275/80R22.5 Continental HSR-2 16 Ply	456	456	456	456	99
08275	285/75R24.5 Continental HSR-2 16 Ply	465	465	465	465	122
08276	385/65R22.5 Continental HTR-2 20 Ply	722	722	722	722	158
08277	385/65R22.5 Continental HTC 20 Ply	719	719	719	719	158
08278	425/65R22.5 Continental HTR-2 20 Ply	770	770	770	770	188
08279	425/65R22.5 Continental HTC 20 Ply	793	793	793	793	188
08280	445/50R22.5 Michelin X one XTE 20 Ply	951	951	951	951	162
08281	455/55R22.5 Michelin X one XTE 20 Ply	955	955	955	955	177
<b>VALVES AND PIPING</b>						
<b>Standard Option</b>						
06937	5" Ultraflo #400 (Iron Disc W/Black Nitrile Seat) Product Valve (1000 cu ft - 1350 cu ft)	0	0	0	0	0
<b>Substitute Options</b>						
07749	Delete 5" #400 Ultraflo Product Valves	-83	-83	-83	-83	5
<b>Standard Option</b>						
06939	5" x 4" Cast Aluminum Gravity Drop Tee's (1000 cu ft - 1350 cu ft)	0	0	0	0	0
<b>Substitute Options</b>						
06870	5" x 4" Aluminum Straight Tee's (1000 cu ft - 1350 cu ft)	-203	-203	-203	-203	0
07107	6" valve w/ 6" x 6" alum gravity drop "T" ILO (5" x 4") ea.	629	629	629	629	14
07109	8" valve w/ 8" x 4" alum gravity drop "T" ILO (5" x 4") ea.	364	364	364	364	14
07110	10" valve w/ 10" x 4" alum gravity drop "T" ILO (5" x 4") ea.	904	904	904	904	14
07119	5" x 4" Low Pro Aluminum Gravity Drop "T" (ea.)	94	94	94	94	14
07152	5" x 4" Sure Seal Swing-Away Alum Tee's	727	727	727	727	5
07153	5" x 4" Sch 40 Steel Gravity Drop "T"s ILO Aluminum	260	260	260	260	8
07154	5" x 5" Sch 40 Steel Gravity Drop "T"s ILO Aluminum	359	359	359	359	10
07155	6" x 4" Sch 40 Steel Gravity Drop "T"s ILO Aluminum	260	260	260	260	9
07157	6" Valve W/6" x 4" Alum Gravity Drop "T"s ILO (5" x 4")	171	171	171	171	5
07732	5" x 4" Sch 80 Steel Straight "T"s	88	88	88	88	15
07733	5" x 4" Sch 40 Steel Straight "T"s	52	52	52	52	10
07741	6" Valve W/6" x 4" Alum Low Pro Gravity Drop "T"s ILO (5" x 4" Gravity)	291	291	291	291	5
07742	6" Valve W/6" x 5" Alum Gravity Drop "T"s ILO (5" x 4" Gravity)	385	385	385	385	8
07750	Delete 5" x 4" Alum Gravity Drop "T"s	-104	-104	-104	-104	7
07752	5" x 5" Aluminum Gravity Drop "T"s ILO (5" x 4" Gravity)	307	307	307	307	14
07753	5" x 5" Aluminum Straight "T"s ILO (5" x 4" Gravity)	151	151	151	151	3
<b>Standard Option</b>						
06958	3" Air Inlet on Street Side w/ Male Adaptor	0	0	0	0	0
<b>Substitute Options</b>						
06935	3" Air Inlet on Curb Side ILO Street Side W/Male Adaptor	0	0	0	0	0
06936	3" Air Inlet on Street Side Crossing Over to Curb Side (Note: Aeration is controlled by one (1) 3" Butterfly valve on street side front fender)	0	0	0	0	0
07104	4" air inlet/ hot air line	1,169	1,169	1,169	1,169	14

Item #	Description	Price				Weight
		APB100	APB1033	APB1250	APB1350	
<b>VALVES AND PIPING (continued from previous page)</b>						
<b>Standard Option</b>						
06959	Top Air Line w/Check Valve	0		0	0	0
<b>Substitute Options</b>						
80396	Delete Top Air	-177		-177	-177	-20
<b>Standard Option</b>						
06960	4" Sch 40 aluminum product line w/ grooved pipe connectors	0	0	0	0	0
<b>Substitute Options</b>						
07106	5" SCH 40alum product line w/ adaptor & cap	566	566	566	566	14
07108	6" SCH 40alum product line w/ adaptor & cap	899	899	899	899	14
08161	4" Sch 40 steel product line w/grooved pipe connectors		275			0
<b>Standard Option</b>						
07987	4" Sch 40 Aluminum Discharge Line Terminating Below Axles	0		0	0	0
<b>Substitute Options</b>						
08539	4" Sch 40 Aluminum Discharge Line Terminating Above Axles	275		275	275	0
<b>Standard Option</b>						
07988	8" x 21' Aluminum Hose Tube	0	0	0	0	0
<b>Substitute Options</b>						
07915	Subtract 8" x 21' Aluminum Hose Tube	-675	-675	-675	-675	-14
<b>Standard Option</b>						
08163	5" x 4" Aluminum Straight Tee's		0			0
<b>Substitute Options</b>						
08162	5" x 4" Aluminum Gravity Drop Tee's (1000 cu. ft. - 1250 cu ft)		203			0
<b>Standard Option</b>						
80398	4" Sch 40 Aluminum Discharge Line Terminating Above Axles		0			0
<b>Substitute Options</b>						
06918	4" Sch 40 Steel Discharge Line Terminating Below Axles		764			240
07734	4" Sch 80 Steel Discharge Line Terminating Below Axles		1,018			340
07735	4" Sch 40 Stainless Steel Discharge Line Behind Last Hopper		764			100
08538	4" Sch 40 Aluminum Discharge Line Terminating Below Axles		-275			0
80397	4" Sch 40 Steel Discharge Line Behind Last Hopper		348			100
07151	Delete All 4" Sch 40 Aluminum Discharge Piping		-847			-105
<b>Additional Options</b>						
06892	Stainless Steel Pip Clamps ILO Groved Coupling	177	177	177	177	0
06915	5" x 4" Sch 80 Steel Fabricated Drop Tee (Each)	613		613	613	30
08540	Top Air Line w/Check Valve		177			0
08541	6" valve w/ 6" x 6" alum gravity drop "T" ILO (5" x 4") ea.	629		629	629	10
08542	8" valve w/ 8" x 4" alum gravity drop "T" ILO (5" x 4") ea.	364		364	364	15
08543	10" valve w/ 10" x 4" alum gravity drop "T" ILO (5" x 4") ea.	904		904	904	25
07117	Quick release pipe connectors ea.	62	62	62	62	14
07118	Outside wear plates on aluminum S-pipe	779	779	779	779	14
07119	5" x 4" Low Pro Aluminum Gravity Drop "T" (ea.)	94		94	94	14
07121	Additional 8" x 10' aluminum hose tube	338	338	338	338	14
07122	Additional 8" x 21' aluminum hose tube	675	675	675	675	14
07123	Extra door for hose tube (front or rear) ea.	68	68	68	68	14
07152	5" x 4" Sure Seal Swing-Away Alum Tee's	727		727	727	5
07153	5" x 4" Sch 40 Steel Gravity Drop "T"s ILO Aluminum	260		260	260	8
07154	5" x 5" Sch 40 Steel Gravity Drop "T"s ILO Aluminum	359		359	359	10
07155	6" x 4" Sch 40 Steel Gravity Drop "T"s ILO Aluminum	260		260	260	9
07157	6" Valve W/6" x 4" Alum Gravity Drop "T"s ILO (5" x 4")	171		171	171	5
07158	6" Rear Load Line W/6" Butterfly Valve Adaptor & Cap	2,172	2,172	2,172	2,172	75
07159	12" Valves (No Piping) W/4" Bolt-on Extensions (per hopper)	-826	-826	-826	-826	-150
07160	3" Stainless Male Adaptor (ILO 3" Aluminum)	104	104	104	104	0
07161	4" Stainless Male Adaptor (ILO 4" Aluminum)	203	203	203	203	0
07732	5" x 4" Sch 80 Steel Straight "T"s	88		88	88	15
07733	5" x 4" Sch 40 Steel Straight "T"s	52		52	52	10
07736	4" Rear Load Line W/4" Butterfly Valve Adaptor & Cap	1,517	1,517	1,517	1,517	60
07737	Filter Canister (4" Bottom Discharge, 4" #400 Butterfly Valve Sight Glass & Jumper Hose)	6,796	6,796	6,796	6,796	150
07738	13" Long Valve Handle Extensions	286	286	286	286	5
07739	Morris Stainles Steel "T" Handle "Gripper" Clamps	47	47	47	47	1
07740	Additional 10" x 21' Aluminum Hose Tube	1,081	1,081	1,081	1,081	40
07742	6" Valve W/6" x 5" Alum Gravity Drop "T"s ILO (5" x 4" Gravity)	385		385	385	8
07743	6" x 5" Aluminum Straight "T"s ILO (6" x 4" Straight)	229	229	229	229	3
07744	10" Steel Gravity Drop Door W/5" Product Discharge Valve	1,481	1,481	1,481	1,481	50
07745	10" Stainless Steel Gravity Drop Door W/5" Product Discharge Valve	1,533	1,533	1,533	1,533	50
07746	6" Vent/Fill Line Stubbed in Head W/Adaptor and Cap	452	452	452	452	13
07747	6" Sch 40 Aluminum Extension (Inside Tank)	930	930	930	930	50
07752	5" x 5" Aluminum Gravity Drop "T"s ILO (5" x 4" Gravity)	307		307	307	14
07753	5" x 5" Aluminum Straight "T"s ILO (5" x 4" Gravity)	151		151	151	3
07754	Blow Down Line, Top Air, Ladder and Gauge Box Street Side Rear	727	727	727	727	5
80399	Auxiliary 3" Air Inlet at Rear Over Aluminum Fender W/Adaptor and Cap	748	748	748	748	30

Item #	Description	Price				
		APB100	APB103	APB1250	APB1350	Weight
<b>AERATION</b>						
<b>Standard Option</b>						
06941	3 Solimar Fluidizers at Each Hopper W/Hopper Savers (Includes Individual 2" Brass Ball Valves at Each Hopper)	0	0	0	0	0
<b>Substitute Options</b>						
06871	Delete Aeration (Each Hopper)	-177	-177	-177	-177	-5
06949	Delete aeration, All Piping, Hose Tube & Hose Holder Add 12" Product Valves	-2,188	-2,188	-2,188	-2,188	-100
06962	3 Solimar fluidizers at each hopper w/ hopper savers (Controlled by One (1) 3" Butterfly Valve on Front Fender)	0	0	0	0	0
07103	C-pad (bolt-on) aeration/hopper (per hopper)	1,512	1,512	1,512	1,512	14
07124	Sure seal aeration ILO solimar per hopper	52	52	52	52	14
80394	16" Swing Away Door With 3 Solimar Fluidizers in Stainless Steel Plate	2,349	2,349	2,349	2,349	120
<b>Additional Options</b>						
80395	Delete 2" Brass Ball Valves (Aeration)	-260	-260	-260	-260	-30
<b>LIGHTS</b>						
<b>Standard Option</b>						
06947	3 Marker Lights Per Side (Center Turn & Center Marker In Same Bulb)	0	0	0	0	0
<b>Standard Option</b>						
07842	Incandescent lights	0		0	0	0
<b>Substitute Options</b>						
06711	LED light package (5th-wheel trailers)	516		516	516	0
<b>Standard Option</b>						
80060	LED light package (Grote)		0			0
<b>Substitute Options</b>						
08226	Incandescent lights ILO LED light package (Grote)		-516			0
<b>Additional Options</b>						
00092	Side Clearance Lights / Pair	88	88	88	88	0
06888	Additional Light in Aluminum Box (Total of Three per Side)	151	151	151	151	10
06889	Reverse Lights in Aluminum Box	151	151	151	151	0
06951	High Mounted 3rd Stop Light	88	88	88	88	5
08551	LED Swivel work light	227	227	227	227	0
291810	Additional Pair of LED Lights (1 on Street Side & 1 on Curb Side)	92	92	92	92	0
80058	Center Turn Arrow (Curbside)	249	249	249	249	25
80061	Halogen Spotlight	147	147	147	147	10
80064	Strobe Light	147	147	147	147	0
<b>LADDER</b>						
<b>Standard Option</b>						
07115	Ladder @ rear with hand rail	0	0	0	0	0
<b>FLAPS, MUD GUARDS &amp; FENDER</b>						
<b>Standard Option</b>						
06997	Trail King Anti-Sail Mudflaps	0	0	0	0	0
<b>Substitute Options</b>						
06894	Full Flaps at Rear	177	177	177	177	30
07722	Customer Supplied Mud Flaps (Two Sets)	-104	-104	-104	-104	0
<b>Additional Options</b>						
01588	Full Width Mudflaps	175	175	175	175	50
06895	Rubber Mud Guards	177	177	177	177	30
06901	Extended Aluminum Front Fenders	333	333	333	333	30
<b>MISCELLANEOUS</b>						
<b>Standard Option</b>						
07721	Gauges on Side of Frame W/Light (NO Box)		0			0
<b>Substitute Options</b>						
07989	Gauges on Side of Frame W/Light in Aluminum Box		135			5
<b>Standard Option</b>						
08288	Gauges on Side of Frame W/Light in Aluminum Box	0		0	0	0
<b>Substitute Options</b>						
08289	Gauges on Side of Frame W/Light (NO Box)	-135		-135	-135	-30



Item #	Description	Price				Weight
		APB100	APB1033	APB1250	APB1350	
<b>MISCELLANEOUS (continued from previous page)</b>						
<b>Additional Options</b>						
00705	Hubometer (front axle curb side)	147	147	147	147	0
06083	Liquid filled air pressure gauge	124	124	124	124	0
06893	Cleanout Port in Front of Product Line	177	177	177	177	10
06897	Vent/Fill Line Stubbed @ Rear Head W/Adaptor and Cap (Each)	218	218	218	218	10
06900	Sight Glass in Product Line Behind Last Hopper	263	263	263	263	0
06903	Static Reel	346	346	346	346	25
06919	Gardener - Denver 3" Aluminum Silencer	956	956	956	956	50
06998	Premier 570A (90K) Pintle Hook w/Air, Electric and Safety Chain Hook-ups	1,933	1,933	1,933	1,933	100
07111	4" aluminum dust caps	78	78	78	78	14
07125	Air to air cooler (hot air line)	9,275	9,275	9,275	9,275	85
07164	Easy Out Hopper Access Door	291	291	291	291	10
07714	Air Weigh System (pr tandem)	1,002	1,002	1,002	1,002	10
07715	Lincoln Quicklube 12 Point Electric	1,803	1,803	1,803	1,803	20
07716	Lincoln Quicklube 12 Point Manual	909	909	909	909	20
07717	Side Walkway Grip Strut Extending to Front Weld Seam	2,671	2,671	2,671	2,671	80
07718	Cougar Round Air Vibrators	410	410	410	410	1
07719	Gardener - Denver 3" Stainless Steel Silencer	982	982	982	982	20
07720	Gardener - Denver 3" Steel Silencer	577	577	577	577	20
07723	3" x 10' Rubber Hot Air Hose W/Alum Female Fittings Both Ends	296	296	296	296	30
07724	4" Stainless Steel male Adaptor ILO Aluminum	203	203	203	203	2
07725	ZC Air Filter W/Pleated Filament	2,234	2,234	2,234	2,234	25
07726	4" x 20' Stainless Steel Flex Hose W/Male & Female Ends	920	920	920	920	85
07727	4" x 20' Rubber Hose W/Male & Female Ends	431	431	431	431	60
07728	4" Air Operated Salco Load Diverter	894	894	894	894	20
07729	5" Air Operated Salco Load Diverter	972	972	972	972	22
08553	D-rings (one each side at rear) mounted on steel cross member	811	811	811	811	150
08554	Steel tow hook plate w/centered tow eye	673	673	673	673	200
499185	7 Wire Cable w/ISO Plug & Socket (Will Control One Operation - Lift Axle, Liftable 3rd Axle, Tailgate, Reverse Lights or Extra Lights)	461	461	461	461	20
499188	Electric Solenoid For Use With Above 7 Wire Cable w/ ISO Plug & Socket (A Solenoid is required for each function in addition to the single function provided by the 7 Wire Cable & Plug)	263	263	263	263	10
80056	Back-Up Alarm - Electric	175	175	175	175	10
80057	Back-Up Alarm - Manual	175	175	175	175	10
990288	Placard Holders	73	73	73	73	0
<b>PAINT</b>						
<b>Standard Option</b>						
06027	S7211 Maroon w/ white decals (43-7-009)	0	0	0	0	0
08024	Black S7203 with white decals (735-432-039)	0	0	0	0	0
08025	Hertz Yellow S7239 with black decals (735-434-016)	0	0	0	0	0
08026	New CAT Yellow S7225 with black decals (735-434-018)	0	0	0	0	0
08027	Off White S7222 with black decals (735-431-016)	0	0	0	0	0
08028	White S7235with black decals (735-431-012)	0	0	0	0	0
08029	Bright White with black decals (735-481-053)	0	0	0	0	0
08030	IH Red S7205 with white decals (735-437-010)	0	0	0	0	0
08031	Grey S7230 with black decals (735-489-029)	0	0	0	0	0
08032	Dark Grey S7265 with white decals (735-439-014)	0	0	0	0	0
<b>Additional Options</b>						
07709	Two Tone Paint (In addition to Paint Charge)	2,026	2,026	2,026	2,026	0
06928	Paint Entire Trailer - 1000 cu ft (Solid Color)	3,419				75
08160	Paint Entire Trailer - 1033 cu ft (Solid Color)		5,123			0
06930	Paint Entire Trailer - 1250 cu ft (Solid Color)			5,123		75
08012	Paint Entire Trailer - 1350 cu ft (Solid Color)				5,123	75

\* To meet 1997 federal requirements, Trail King offers two variations of the anti-lock braking system. The minimum 2S1M system is available, but Trail King recommends the 4S2M system.

CAPACITY RATINGS ARE FRAME CAPACITIES ONLY. ACTUAL LOAD CAPACITIES MAY BE RESTRICTED BY FACTORS SUCH AS GROSS AXLE WEIGHT RATINGS (GAWR) OR STATE AND FEDERAL REGULATIONS. FEDERAL RETAIL EXCISE TAX MUST BE FIGURED ON THE SELLING PRICE WHEN SELLING TO A NON-EXEMPT END USER.

**EFFECTIVE 1/3/11. PRICES AND SPECS ARE SUBJECT TO CHANGE WITHOUT NOTICE.**

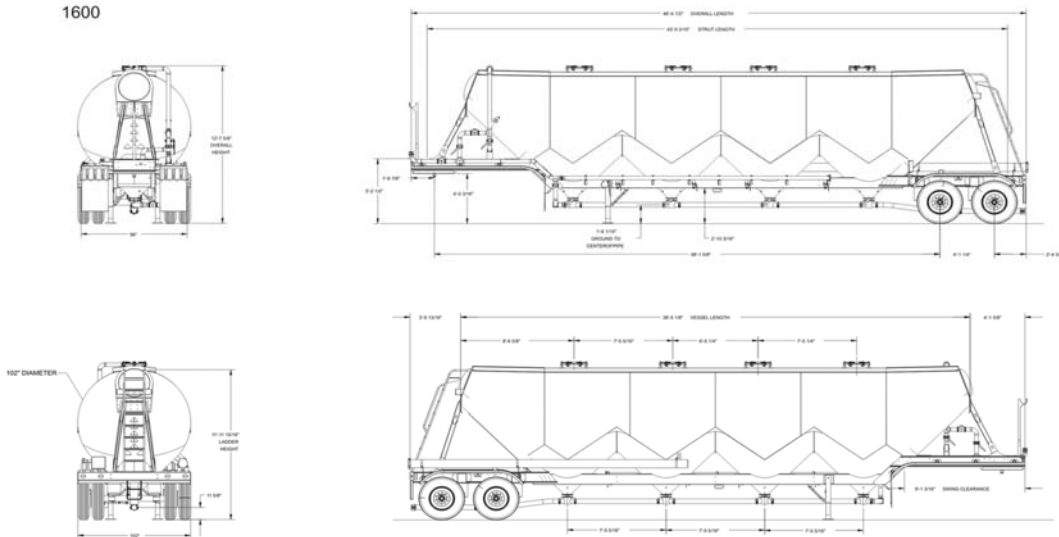
**TRAIL KING MATERIALS HAULING DIVISION**

ALL RIGHTS RESERVED. TRAIL KING INDUSTRIES, INC., 2011



# TRAIL KING ALUMINUM PNEUMATIC BULK TRAILER

1600

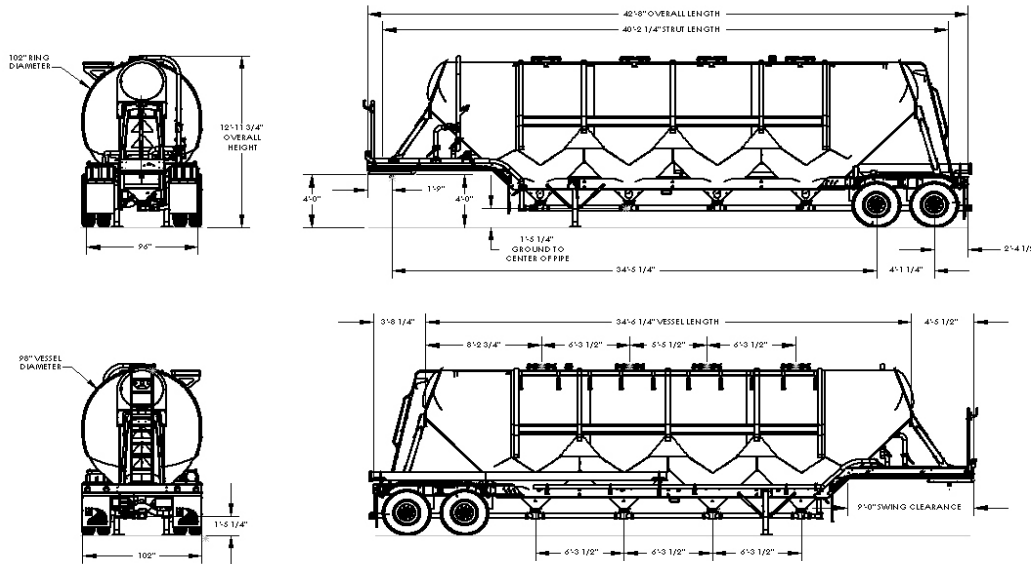


## APB1600 1600 Cu. Ft. Pneumatic Dry Bulk Trailer

Overall Length = 46' 4" Overall Height = 13' 4"  
 Capacity = 1600 cu. ft. 4-Hopper, 45 Degree Vessel  
 KingPin to Center of Last Axle = 43' 3" (21" Setting)  
 King Pin Bolted with 1 1/2" Increment Adjustment  
 (2) 23,000# Intraxx Axles  
 7" Brakes  
 Automatic Slack Adjusters  
 Ladder @ rear w. double hand rail

Aluminum Fenders (front & rear)  
 Hopper Aeration: Aerators w/ Individual Control Valves  
 Rear Lights in Aluminum Box  
 Sealed Beam Lights and Harness  
 Red & White Conspicuity Tape

\*\*\* NOTE: It is recommended that the interior of the vessel be cleaned professionally prior to initial loading to avoid product contamination.



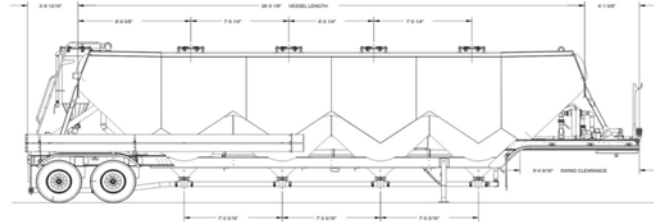
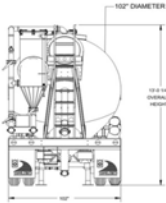
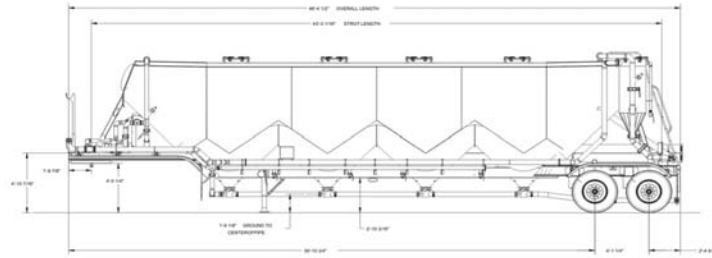
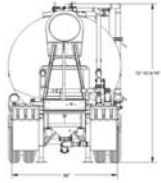
## APBE1600 1600 Cu. Ft. External Ring Pneumatic Dry Bulk Trailer

**STANDARD EQUIPMENT**  
 Overall Length = 42' 8"  
 Overall Height = 12' 11 3/4"  
 Capacity = 1600 cu. ft.  
 4-Hopper, 45° Vessel  
 KingPin to Center of Last Axle = 38' 6 1/2" (21" Setting)  
 King Pin Bolted with 1 1/2" Increment Adjustment  
 (2) 23,000# Intraxx Axles

7" Brakes  
 Automatic Slack Adjusters  
 Ladder @ rear w. double hand rail  
 Hopper Aeration: Aerators w/ Individual Control Valves  
 Aluminum Fenders (front & rear)  
 Rear Lights in Aluminum Box  
 Sealed Beam Lights and Harness  
 Red & White Conspicuity Tape

\*\*\* NOTE: It is recommended that the interior of the vessel be cleaned professionally prior to initial loading to avoid product contamination.

1600VAC



#### APB1600 1600 Cu. Ft. Vac. Pneumatic Dry Bulk Trailer

Overall Length = 46' 4" Overall Height = 13' 4"

Capacity = 1600 cu. ft.

4-Hopper, 45 Degree Vessel

KingPin to Center of Last Axle = 43' 3" (21" Setting)

King Pin Bolted with 1 1/2" Increment Adjustment

(2) 23,000# Intraxx Axles

7" Brakes

Automatic Slack Adjusters

Ladder @ rear w. double hand rail

4" Vacuum Return Line

24" Vacuum Filter Canister With 36" Long Tubes

In A Removable Plenum

5" Rear Fill Line From Near Rear Cross Member

To Rear Manhole Inside Tank

Hopper Aeration: Aerators w/ Individual Control Valves

Aluminum Fenders (front & rear)

Rear Lights in Aluminum Box

Sealed Beam Lights and Harness

Red & White Conspicuity Tape

\*\*\* NOTE: It is recommended that the interior of the vessel be cleaned professionally prior to initial loading to avoid product contamination.

#### APB2000 2000 Cu. Ft. Pneumatic Dry Bulk Trailer

Overall Length = 48' Overall Height = 13' 4"

Capacity = 2000 cu. ft. 4-Hopper, 45 Degree Vessel

KingPin to Center of Last Axle = 42' 2" (21" Setting)

King Pin Bolted with 1 1/2" Increment Adjustment

(2) 23,000# Intraxx Axles

7" Brakes

Automatic Slack Adjusters

Ladder @ rear w. double hand rail

Aluminum Fenders (front & rear)

Hopper Aeration: Aerators w/ Individual Control Valves

Rear Lights in Aluminum Box

Sealed Beam Lights and Harness

Red & White Conspicuity Tape

\*\*\* NOTE: It is recommended that the interior of the vessel be cleaned professionally prior to initial loading to avoid product contamination.

**APB2000 2000 Cu. Ft. Vac. Pneumatic Dry Bulk Trailer**

Overall Length = 48' Overall Height = 13' 4"  
Capacity = 2000 cu. ft. 4-Hopper, 45 Degree Vessel  
KingPin to Center of Last Axle = 42' 2" (21" Setting)  
King Pin Bolted with 1 1/2" Increment Adjustment  
(2) 23,000# Intraxx Axles  
7" Brakes  
Automatic Slack Adjusters  
Ladder @ rear w. double hand rail

Aluminum Fenders (front & rear)  
Hopper Aeration: Aerators w/ Individual Control Valves  
Rear Lights in Aluminum Box  
Sealed Beam Lights and Harness  
Red & White Conspicuity Tape

\*\*\* NOTE: It is recommended that the interior of the vessel be cleaned professionally prior to initial loading to avoid product contamination.



Item #	Description	Price					Weight
		APB1600	APBE1600	APB1600 VAC	APB2000	APB2000 VAC	
<b>SUSPENSIONS/AXLES</b>							
<b>Additional Options</b>							
00420	Dust Shields (per complete axle)	97	97	97	97	97	10
<b>BRAKES</b>							
<b>Standard Option</b>							
07684	Steel Air Tank	0	0	0	0	0	0
<b>Substitute Options</b>							
06902	Aluminum Air Tank	151	151	151	151	151	-15
<b>Standard Option</b>							
742000	4S2M Anti-Lock Brake System (Tandem)	0	0	0	0	0	0
<b>Substitute Options</b>							
06978	2S1M Anti-Lock Brake System	-333	-333	-333	-333	-333	0
<b>Additional Options</b>							
07162	25K GAWR (MB23 Shoes, 6" Slacks & Long Stroke Chambers) ((per complete axle))	249	249	249	249	249	10
07165	Increase Brake Capacity to 23K on Intraax & Advantage Suspensions (per complete axle)	111	111	111	111	111	0
<b>HUB/DRUM</b>							
<b>Standard Option</b>							
08221	Aluminum hub-piloted - Centrifuse drum (per complete axle)	0	0	0	0	0	0
<b>Substitute Options</b>							
08222	Duralite hub-piloted - Centrifuse drum ILO Std (per complete axle)	-125	-125	-125	-125	-125	0
08555	Steel hub-piloted - cast drum (per complete axle)	-467	-467	-467	-467	-467	86
08556	Steel hub-piloted - Centrifuse drum ILO Std (per complete axle)	-232	-232	-232	-232	-232	28
08557	Steel hub-piloted - X-30 drum ILO Std (per complete axle)	-159	-159	-159	-159	-159	54
08558	Aluminum hub-piloted - cast drum ILO Std (per complete axle)	-235	-235	-235	-235	-235	58
08559	Aluminum hub-piloted - X-30 drum ILO Std (per complete axle)	78	78	78	78	78	4
08560	Duralite hub-piloted - cast drum ILO Std (per complete axle)	-360	-360	-360	-360	-360	58
<b>WHEELS (INSIDE)</b>							
<b>Standard Option</b>							
08376	8.25 x 22.5 Aluminum Machined (per wheel)	0	0	0	0	0	0
<b>Substitute Options</b>							
08377	8.25 x 24.5 Aluminum Machined (per wheel)	21	21	21	21	21	8
08378	8.25 x 22.5 Aluminum Polished (per wheel)	68	68	68	68	68	0
08379	8.25 x 24.5 Alluminum Polished (per wheel)	88	88	88	88	88	8
08380	8.25 x 22.5 Steel (per wheel)	-189	-189	-189	-189	-189	23
08381	8.25 x 24.5 Steel (per wheel)	-175	-175	-175	-175	-175	39
08390	Deduct Standard Wheel (per wheel)	-359	-359	-359	-359	-359	-47
08391	No Inside Wheel Required. (Outside wheels are Super Singles.)	0	0	0	0	0	0
<b>WHEELS (OUTSIDE)</b>							
<b>Standard Option</b>							
08376	8.25 x 22.5 Aluminum Machined (per wheel)	0	0	0	0	0	0
<b>Substitute Options</b>							
08377	8.25 x 24.5 Aluminum Machined (per wheel)	21	21	21	21	21	8
08378	8.25 x 22.5 Aluminum Polished (per wheel)	68	68	68	68	68	0
08379	8.25 x 24.5 Alluminum Polished (per wheel)	88	88	88	88	88	8
08380	8.25 x 22.5 Steel (per wheel)	-189	-189	-189	-189	-189	23
08381	8.25 x 24.5 Steel (per wheel)	-175	-175	-175	-175	-175	39
08382	12.25 x 22.5 Aluminum Machined .56" Offset (per wheel)	-73	-73	-73	-73	-73	-28
08383	12.25 x 22.5 Aluminum Machined 3.88" Offset (per wheel)	-83	-83	-83	-83	-83	-28
08384	12.25 x 22.5 Aluminum Polished .56" Offset (per wheel)	-21	-21	-21	-21	-21	-28
08385	12.25 x 22.5 Aluminum Polished 3.88" Offset (per wheel)	-10	-10	-10	-10	-10	-28
08386	12.25 x 22.5 Steel .63" Offset (per wheel)	18	18	18	18	18	25
08387	12.25 x 22.5 Steel 4.0" Offset (per wheel)	-9	-9	-9	-9	-9	25
08388	14.00 x 22.5 Aluminum Machined (per wheel)	-10	-10	-10	-10	-10	-23
08389	14.00 x 22.5 Aluminum Polished (per wheel)	52	52	52	52	52	-23
08390	Deduct Standard Wheel (per wheel)	-359	-359	-359	-359	-359	-47
<b>ALTERNATIVE WHEELS (INSIDE) FOR ADD'L AXLES</b>							
<b>Additional Options</b>							
08390	Deduct Standard Wheel (per wheel)	-359	-359	-359	-359	-359	-47
08392	8.25 x 24.5 Aluminum Machined (per wheel)	21	21	21	21	21	8
08393	8.25 x 22.5 Aluminum Polished (per wheel)	68	68	68	68	68	0
08394	8.25 x 24.5 Alluminum Polished (per wheel)	88	88	88	88	88	8
08395	8.25 x 22.5 Steel (per wheel)	-189	-189	-189	-189	-189	23
08396	8.25 x 24.5 Steel (per wheel)	-175	-175	-175	-175	-175	39



Item #	Description	Price					Weight
		APB1600	APBE1600	APB1600 VAC	APB2000	APB2000 VAC	
<b>SPARE TIRES</b>							
<b>Additional Options</b>							
08265	11R22.5 General ST250 14 Ply	331	331	331	331	331	103
08266	11R22.5 General GRABBER 16 Ply	417	417	417	417	417	114
08267	11R24.5 General ST250 14 Ply	399	399	399	399	399	111
08268	11R24.5 General GRABBER 16 Ply	440	440	440	440	440	122
08269	255/70R22.5 General ST250 LP 70 16 Ply	365	365	365	365	365	86
08270	285/75R24.5 General ST250 G 14 Ply	387	387	387	387	387	103
08271	295/75R22.5 General ST250 G 14 Ply	375	375	375	375	375	99
08272	11R22.5 Continental HSR-2 16 Ply	458	458	458	458	458	114
08273	11R24.5 Continental HSR-2 16 Ply	481	481	481	481	481	122
08274	275/80R22.5 Continental HSR-2 16 Ply	456	456	456	456	456	99
08275	285/75R24.5 Continental HSR-2 16 Ply	465	465	465	465	465	122
08276	385/65R22.5 Continental HTR-2 20 Ply	722	722	722	722	722	158
08277	385/65R22.5 Continental HTC 20 Ply	719	719	719	719	719	158
08278	425/65R22.5 Continental HTR-2 20 Ply	770	770	770	770	770	188
08279	425/65R22.5 Continental HTC 20 Ply	793	793	793	793	793	188
08280	445/50R22.5 Michelin X one XTE 20 Ply	951	951	951	951	951	162
08281	455/55R22.5 Michelin X one XTE 20 Ply	955	955	955	955	955	177
<b>VALVES AND PIPING</b>							
<b>Standard Option</b>							
06938	6" Ultraflo #390 (S.S. Disc W/White Seat) Product Valve (1600 cu ft - 2000 cu ft)	0	0	0	0	0	0
<b>Standard Option</b>							
06940	6" x 4" Aluminum Straight Tee's (1600 cu ft - 2000 cu ft)	0	0	0	0	0	0
<b>Substitute Options</b>							
07156	6" x 4" Sch 40 Stl Straight "T"s ILO 6" x 4" Alum Straight "T"s	140	140	140	140	140	8
07748	6" x 4" Aluminum Gravity Drop "T"s ILO (6" x 4" Straight)	114	114	114	114	114	5
07751	6" X 4" Stainless Steel Gravity Drop "T"s ILO (6" x 4" Straight)	733	733	733	733	733	10
<b>Standard Option</b>							
06958	3" Air Inlet on Street Side w/ Male Adaptor	0	0	0	0	0	0
<b>Substitute Options</b>							
06935	3" Air Inlet on Curb Side ILO Street Side W/Male Adaptor	0	0	0	0	0	0
06936	3" Air Inlet on Street Side Crossing Over to Curb Side (Note: Aeration is controlled by one (1) 3" Butterfly valve on street side front fender)	0	0	0	0	0	0
07104	4" air inlet/ hot air line	1,169	1,169	1,169	1,169	1,169	14
<b>Standard Option</b>							
06959	Top Air Line w/Check Valve	0	0	0	0	0	0
<b>Substitute Options</b>							
80396	Delete Top Air	-177	-177	-177	-177	-177	-20
<b>Standard Option</b>							
06960	4" Sch 40 aluminum product line w/ grooved pipe connectors	0	0	0	0	0	0
<b>Substitute Options</b>							
07106	5" SCH 40alum product line w/ adaptor & cap	566	566	566	566	566	14
07108	6" SCH 40alum product line w/ adaptor & cap	899	899	899	899	899	14
<b>Standard Option</b>							
07987	4" Sch 40 Aluminum Discharge Line Terminating Below Axles	0	0	0	0	0	0
<b>Substitute Options</b>							
08539	4" Sch 40 Aluminum Discharge Line Terminating Above Axles	275	275	275	275	275	0
<b>Standard Option</b>							
07988	8" x 21' Aluminum Hose Tube	0	0	0	0	0	0
<b>Substitute Options</b>							
07915	Subtract 8" x 21' Aluminum Hose Tube	-675	-675	-675	-675	-675	-14



Item #	Description	Price					Weight
		APB1600	APBE1600	APB1600 VAC	APB2000	APB2000 VAC	
<b>VALVES AND PIPING (continued from previous page)</b>							
<b>Additional Options</b>							
06892	Stainless Steel Pip Clamps ILO Groved Coupling	177	177	177	177	177	0
06915	5" x 4" Sch 80 Steel Fabricated Drop Tee (Each)	613	613	613	613	613	30
07117	Quick release pipe connectors ea.	62	62	62	62	62	14
07118	Outside wear plates on aluminum S-pipe	779	779	779	779	779	14
07121	Additional 8" x 10' aluminum hose tube	338	338	338	338	338	14
07122	Additional 8" x 21' aluminum hose tube	675	675	675	675	675	14
07123	Extra door for hose tube (front or rear) ea.	68	68	68	68	68	14
07156	6" x 4" Sch 40 Stl Straight "T"s ILO 6" x 4" Alum Straight "T"s	140	140	140	140	140	8
07158	6" Rear Load Line W/6" Butterfly Valve Adaptor & Cap	2,172	2,172	2,172	2,172	2,172	75
07159	12" Valves (No Piping) W/4" Bolt-on Extensions (per hopper)	-826	-826	-826	-826	-826	-150
07160	3" Stainless Male Adaptor (ILO 3" Aluminum)	104	104	104	104	104	0
07161	4" Stainless Male Adaptor (ILO 4" Aluminum)	203	203	203	203	203	0
07736	4" Rear Load Line W/4" Butterfly Valve Adaptor & Cap	1,517	1,517	1,517	1,517	1,517	60
07737	Filter Canister (4" Bottom Discharge, 4" #400 Butterfly Valve Sight Glass & Jumper Hose)	6,796	6,796	6,796	6,796	6,796	150
07738	13" Long Valve Handle Extensions	286	286	286	286	286	5
07739	Morris Staines Steel "T" Handle "Gripper" Clamps	47	47	47	47	47	1
07740	Additional 10" x 21' Aluminum Hose Tube	1,081	1,081	1,081	1,081	1,081	40
07743	6" x 5" Aluminum Straight "T"s ILO (6" x 4" Straight)	229	229	229	229	229	3
07744	10" Steel Gravity Drop Door W/5" Product Discharge Valve	1,481	1,481	1,481	1,481	1,481	50
07745	10" Stainless Steel Gravity Drop Door W/5" Product Discharge Valve	1,533	1,533	1,533	1,533	1,533	50
07746	6" Vent/Fill Line Stubbed in Head W/Adaptor and Cap	452	452	452	452	452	13
07747	6" Sch 40 Aluminum Extension (Inside Tank)	930	930	930	930	930	50
07748	6" x 4" Aluminum Gravity Drop "T"s ILO (6" x 4" Straight)	114	114	114	114	114	5
07751	6" X 4" Stainless Steel Gravity Drop "T"s ILO (6" x 4" Straight)	733	733	733	733	733	10
07754	Blow Down Line, Top Air, Ladder and Gauge Box Street Side Rear	727	727	727	727	727	5
80399	Auxiliary 3" Air Inlet at Rear Over Aluminum Fender W/Adaptor and Cap	748	748	748	748	748	30
<b>AERATION</b>							
<b>Standard Option</b>							
06941	3 Solimar Fluidizers at Each Hopper W/Hopper Savers (Includes Individual 2" Brass Ball Valves at Each Hopper)	0	0	0	0	0	0
<b>Substitute Options</b>							
06871	Delete Aeration (Each Hopper)	-177	-177	-177	-177	-177	-5
06949	Delete aeration, All Piping, Hose Tube & Hose Holder Add 12" Product Valves	-2,188	-2,188	-2,188	-2,188	-2,188	-100
06962	3 Solimar fluidizers at each hopper w/ hopper savers (Controlled by One (1) 3" Butterfly Valve on Front Fender)	0	0	0	0	0	0
07103	C-pad (bolt-on) aeration/hopper (per hopper)	1,512	1,512	1,512	1,512	1,512	14
07124	Sure seal aeration ILO solimar per hopper	52	52	52	52	52	14
80394	16" Swing Away Door With 3 Solimar Fluidizers in Stainless Steel Plate	2,349	2,349	2,349	2,349	2,349	120
<b>Additional Options</b>							
80395	Delete 2" Brass Ball Valves (Aeration)	-260	-260	-260	-260	-260	-30
<b>LIGHTS</b>							
<b>Standard Option</b>							
06947	3 Marker Lights Per Side (Center Turn & Center Marker In Same Bulb)	0	0	0	0	0	0
<b>Standard Option</b>							
07842	Incandescent lights	0	0	0	0	0	0
<b>Substitute Options</b>							
06711	LED light package (5th-wheel trailers)	516	516	516	516	516	0
<b>Additional Options</b>							
00092	Side Clearance Lights / Pair	88	88	88	88	88	0
06888	Additional Light in Aluminum Box (Total of Three per Side)	151	151	151	151	151	10
06889	Reverse Lights in Aluminum Box	151	151	151	151	151	0
06951	High Mounted 3rd Stop Light	88	88	88	88	88	5
08551	LED Swivel work light	227	227	227	227	227	0
291810	Additional Pair of LED Lights (1 on Street Side & 1 on Curb Side)	92	92	92	92	92	0
80058	Center Turn Arrow (Curbside)	249	249	249	249	249	25
80061	Halogen Spotlight	147	147	147	147	147	10
80064	Strobe Light	147	147	147	147	147	0
<b>LIGHTS</b>							
<b>Standard Option</b>							
07115	Ladder @ rear with hand rail	0	0	0	0	0	0
<b>FLAPS, MUD GUARDS &amp; FENDER</b>							
<b>Standard Option</b>							
06997	Trail King Anti-Sail Mudflaps	0	0	0	0	0	0
<b>Substitute Options</b>							
06894	Full Flaps at Rear	177	177	177	177	177	30
07722	Customer Supplied Mud Flaps (Two Sets)	-104	-104	-104	-104	-104	0
<b>Additional Options</b>							
01588	Full Width Mudflaps	175	175	175	175	175	50
06895	Rubber Mud Guards	177	177	177	177	177	30
06901	Extended Aluminum Front Fenders	333	333	333	333	333	30

Item #	Description	Price					Weight
		APB1600	APBE1600	APB1600 VAC	APB2000	APB2000 VAC	
<b>MISCELLANEOUS</b>							
<b>Standard Option</b>							
08288	Gauges on Side of Frame W/Light in Aluminum Box	0	0	0	0	0	0
<b>Substitute Options</b>							
08289	Gauges on Side of Frame W/Light (NO Box)	-135	-135	-135	-135	-135	-30
<b>Additional Options</b>							
00705	Hubometer (front axle curb side)	147	147	147	147	147	0
06083	Liquid filled air pressure gauge	124	124	124	124	124	0
06893	Cleanout Port in Front of Product Line	177	177	177	177	177	10
06897	Vent/Fill Line Stubbed @ Rear Head W/Adaptor and Cap (Each)	218	218	218	218	218	10
06900	Sight Glass in Product Line Behind Last Hopper	263	263	263	263	263	0
06903	Static Reel	346	346	346	346	346	25
06919	Gardener - Denver 3" Aluminum Silencer	956	956	956	956	956	50
06998	Premier 570A (90K) Pintle Hook w/Air, Electric and Safety Chain Hook-ups	1,933	1,933	1,933	1,933	1,933	100
07111	4" aluminum dust caps	78	78	78	78	78	14
07125	Air to air cooler (hot air line)	9,275	9,275	9,275	9,275	9,275	85
07164	Easy Out Hopper Access Door	291	291	291	291	291	10
07714	Air Weigh System (pr tandem)	1,002	1,002	1,002	1,002	1,002	10
07715	Lincoln Quicklube 12 Point Electric	1,803	1,803	1,803	1,803	1,803	20
07716	Lincoln Quicklube 12 Point Manual	909	909	909	909	909	20
07717	Side Walkway Grip Strut Extending to Front Weld Seam	2,671	2,671	2,671	2,671	2,671	80
07718	Cougar Round Air Vibrators	410	410	410	410	410	1
07719	Gardener - Denver 3" Stainless Steel Silencer	982	982	982	982	982	20
07720	Gardener - Denver 3" Steel Silencer	577	577	577	577	577	20
07723	3" x 10' Rubber Hot Air Hose W/Alum Female Fittings Both Ends	296	296	296	296	296	30
07724	4" Stainless Steel male Adaptor ILO Aluminum	203	203	203	203	203	2
07725	ZC Air Filter W/Pleated Filament	2,234	2,234	2,234	2,234	2,234	25
07726	4" x 20' Stainless Steel Flex Hose W/Male & Female Ends	920	920	920	920	920	85
07727	4" x 20' Rubber Hose W/Male & Female Ends	431	431	431	431	431	60
07728	4" Air Operated Salco Load Diverter	894	894	894	894	894	20
07729	5" Air Operated Salco Load Diverter	972	972	972	972	972	22
08553	D-rings (one each side at rear) mounted on steel cross member	811	811	811	811	811	150
08554	Steel tow hook plate w/centered tow eye	673	673	673	673	673	200
499185	7 Wire Cable w/ISO Plug & Socket (Will Control One Operation - Lift Axle, Lifiable 3rd Axle, Tailgate, Reverse Lights or Extra Lights)	461	461	461	461	461	20
499188	Electric Solenoid For Use With Above 7 Wire Cable w/ ISO Plug & Socket (A Solenoid is required for each function in addition to the single function provided by the 7 Wire Cable & Plug)	263	263	263	263	263	10
80056	Back-Up Alarm - Electric	175	175	175	175	175	10
80057	Back-Up Alarm - Manual	175	175	175	175	175	10
990280	Tow Hooks	111	111	111	111	111	12
990288	Placard Holders	73	73	73	73	73	0
<b>PAINT</b>							
<b>Standard Option</b>							
06027	S7211 Maroon w/ white decals (43-7-009)	0	0	0	0	0	0
08024	Black S7203 with white decals (735-432-039)	0	0	0	0	0	0
08025	Hertz Yellow S7239 with black decals (735-434-016)	0	0	0	0	0	0
08026	New CAT Yellow S7225 with black decals (735-434-018)	0	0	0	0	0	0
08027	Off White S7222 with black decals (735-431-016)	0	0	0	0	0	0
08028	White S7235with black decals (735-431-012)	0	0	0	0	0	0
08029	Bright White with black decals (735-481-053)	0	0	0	0	0	0
08030	IH Red S7205 with white decals (735-437-010)	0	0	0	0	0	0
08031	Grey S7230 with black decals (735-489-029)	0	0	0	0	0	0
08032	Dark Grey S7265 with white decals (735-439-014)	0	0	0	0	0	0
<b>Additional Options</b>							
07709	Two Tone Paint (In addition to Paint Charge)	2,026	2,026	2,026	2,026	2,026	0
06931	Paint Entire Trailer - 1600 cu ft (Solid Color)	6,822	6,822	6,822			100
06932	Paint Entire Trailer - 2000 cu ft (Solid Color)				8,522	8,522	100

\* To meet 1997 federal requirements, Trail King offers two variations of the anti-lock braking system. The minimum 2S1M system is available, but Trail King recommends the 4S2M system.

CAPACITY RATINGS ARE FRAME CAPACITIES ONLY. ACTUAL LOAD CAPACITIES MAY BE RESTRICTED BY FACTORS SUCH AS GROSS AXLE WEIGHT RATINGS (GAWR) OR STATE AND FEDERAL REGULATIONS. FEDERAL RETAIL EXCISE TAX MUST BE FIGURED ON THE SELLING PRICE WHEN SELLING TO A NON-EXEMPT END USER.

EFFECTIVE 1/3/11. PRICES AND SPECS ARE SUBJECT TO CHANGE WITHOUT NOTICE.

**TRAIL KING MATERIALS HAULING DIVISION**

ALL RIGHTS RESERVED. TRAIL KING INDUSTRIES, INC., 2011

